

 PREVIOUSLY KNOWN AS THE CSB200-S


TRANSPONDERS

T200B-S CLASS B AIS TRANSPONDER WITH INTERNAL SPLITTER

SKU: 001-1019

[View Online >](#)

FEATURES

- **With built-in Antenna Splitter to simplify installation**
- **NMEA 0183 and NMEA 2000 compatible**
- **Redesigned Compact Housing**
- **Ideal for Small Commercial and Leisure Craft**
- **Automatic Transmission of Vessel's own position, speed and heading to other vessels within VHF range**
- **A method of monitoring the position, speed and heading of other AIS vessels within VHF range**
- **Ability to plot the progress, changes in heading and speed of other AIS vessels on a PC or Chart Plotter**
- **Transmitter OFF facility to conserve power, or for covert use**

OVERVIEW

The T200B-S is a compact and rugged AIS Transponder with built-in Antenna Splitter, designed for the demands of the small commercial boat, fishing boat and leisure markets. It meets the Class 'B' standard that allows vessels that are not required to fit Class 'A' units to voluntarily fit an AIS Transponder. When connected to an external VHF antenna and a GPS antenna (not supplied), the T200B-S will transmit its own vessel position and data and receive information from other AIS vessels, shore stations and navigational aids within VHF range.

The built-in Antenna Splitter allows the unit to share a single VHF antenna with a VHF radiotelephone, eliminating the need for a second VHF antenna on the vessel and reducing installation time and cost. Additionally, the unit has an FM radio output for monitoring public service FM radio broadcasts.

The unit is initially programmed by the user with the supplied software over a USB interface. The T200B-S is compatible with a range of computer based navigation programs and chart plotters that accept AIS data sentences over a NMEA 0183 or NMEA 2000 connection.

APPLICATIONS

- Small commercial boat, fishing boat and leisure markets.
- Meets the Class 'B' international standard that allows vessels that are not required to fit Class 'A' transponders to voluntarily (or otherwise) fit an AIS transponder

RELATED PRODUCTS

[T200B](#) - Class B AIS Transponder (Standard Non-Splitter Version)

[AV100](#) - Stainless Steel Whip Antenna

[AV300](#) - Fibreglass VHF Antenna

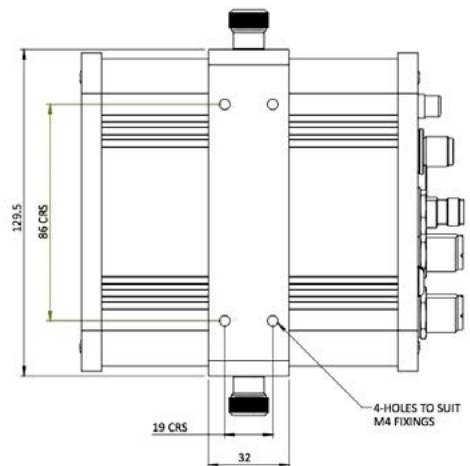
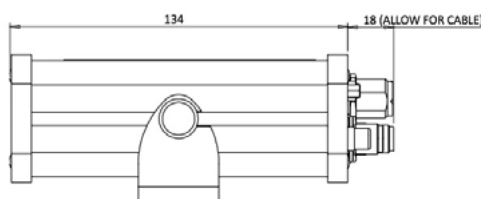
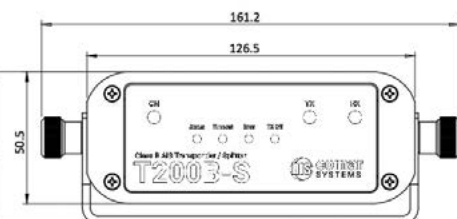
[AV400](#) - Commercial Antenna for AIS

[AG100](#) - GPS Antenna

PHYSICAL	
Weight:	600 g
Dimensions:	L 135 x W 128 x H 50 mm (excl. connectors & bracket)
Mounting:	To flat surface with supplied trunnion mount
Connections:	Power: 2-core captive cable, 1 m Antenna: S0239 UHF Connector VHF R/T: S0239 UHF Connector GPS Antenna: TNC Connector FM Radio Out: RCA Phono Connector Data In/Out: 9-pin D-sub Connector NMEA 2000: 5-pin; 2x Data; 2x 12 V dc Power; 1x Shield USB: USB 2.0 Type B Connector
Construction:	Extruded aluminium alloy
Finish:	Black paint

ELECTRICAL	
Power Supply:	12 V dc (9.6 - 15.6 V dc); 500 mA; 4 W nominal
Peak Power:	2 A
Data Output:	NMEA 0183: 38,400 and 4,800 Baud

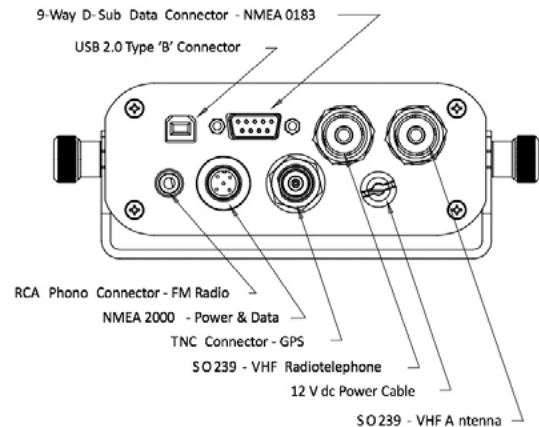
OPERATIONAL	
VHF Receiver:	Transmitter x1; Receiver x2; one receiver time shared between AIS & DSC
VHF / GPS Antenna Impedance:	50 Ω
Frequency Range:	156.025 – 162.025 MHz in 25 kHz steps
Channel Bandwidth:	25 kHz
Channel Steps:	25 kHz
Display:	Discrete Indicator LEDs
Data Received:	<ul style="list-style-type: none"> • Class 'A' and Class 'B' AIS Transmissions • Safety messages • Aids to Navigation
Data Transmitted:	<ul style="list-style-type: none"> • Name of Vessel • MMSI Number • Position • Speed (SOG) • Course (COG) • Type of Vessel • Call Sign • Heading • Vessel Dimensions
Indicators:	On, TX, RX, Status, TX Timeout, Error, TX Off



ENVIRONMENTAL	
IP Rating:	IP40
Operating temp:	-25°C to +55°C
Compass:	Safe Distance 50 cm

APPROVALS	
Conforms with:	IEC 62287-1 Class B; EN-60945; IEC 61162-1; IEC 61108-1; EN 301 843-1 v2.1; EN 50383; EN 60950-1; ITU-RM.1371-1; CE European; BSH Germany

ADDITIONAL	
Supplied:	T200B-S Transponder; trunnion bracket; power, data and programming cables; installation software
Required:	GPS Receive Antenna AG100 for AIS re-transmission of Vessel Position
Required:	AIS Antenna



Copyright © 2018 Comar Systems Ltd. - T200B-S Datasheet v06r01

Vittlefields Technology Centre, Forest Road, Newport, Isle of Wight, United Kingdom. PO304LY
Comar Systems Ltd. reserves the right to make changes to its products and specifications without prior notice.